G. FLUID

DUAL CROSS-LINE RELIEF VALVE

SCHOCKVENTIL

# GVS-DI-35-10

## TECHNICAL DATA
## TECHNISCHE ANGABEN

| | |
|---|---|
| Max operating pressure<br>Maximaler Betriebsdruck | 21 MPa-2987 psi (Alloy/Alumin.)<br>35 MPa-5076 psi (Zincoated Steel/Verzink. Stahl) |
| Max flow<br>Volumenstrom | 30 l/min<br>7.9 gpm |
| Temperature range<br>Betriebstemperatur | -20°/80°C |
| Filtraction<br>Filtergrad | 40µ |
| | |

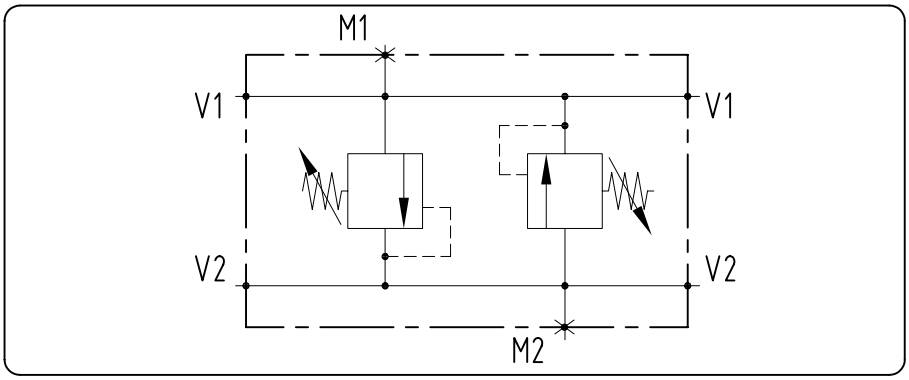


## Diagram/Diagramm

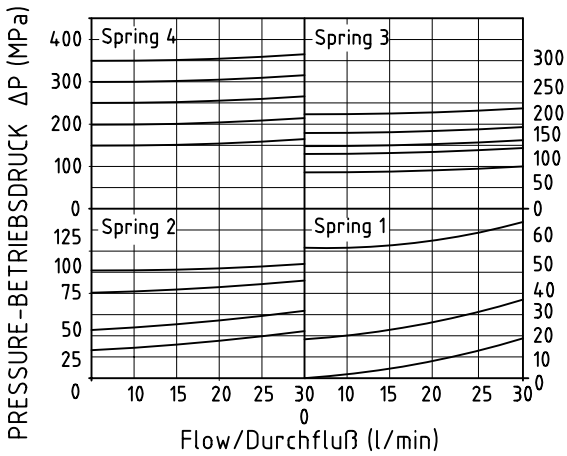


## Adjustment options/Einstellung

leakproof socket screw/ leckölfreie Regulierungsschraube

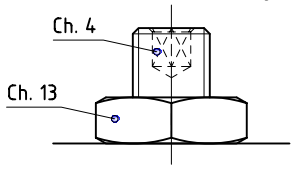


0

closure cap/Verschlusskappe

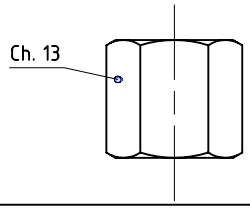


2

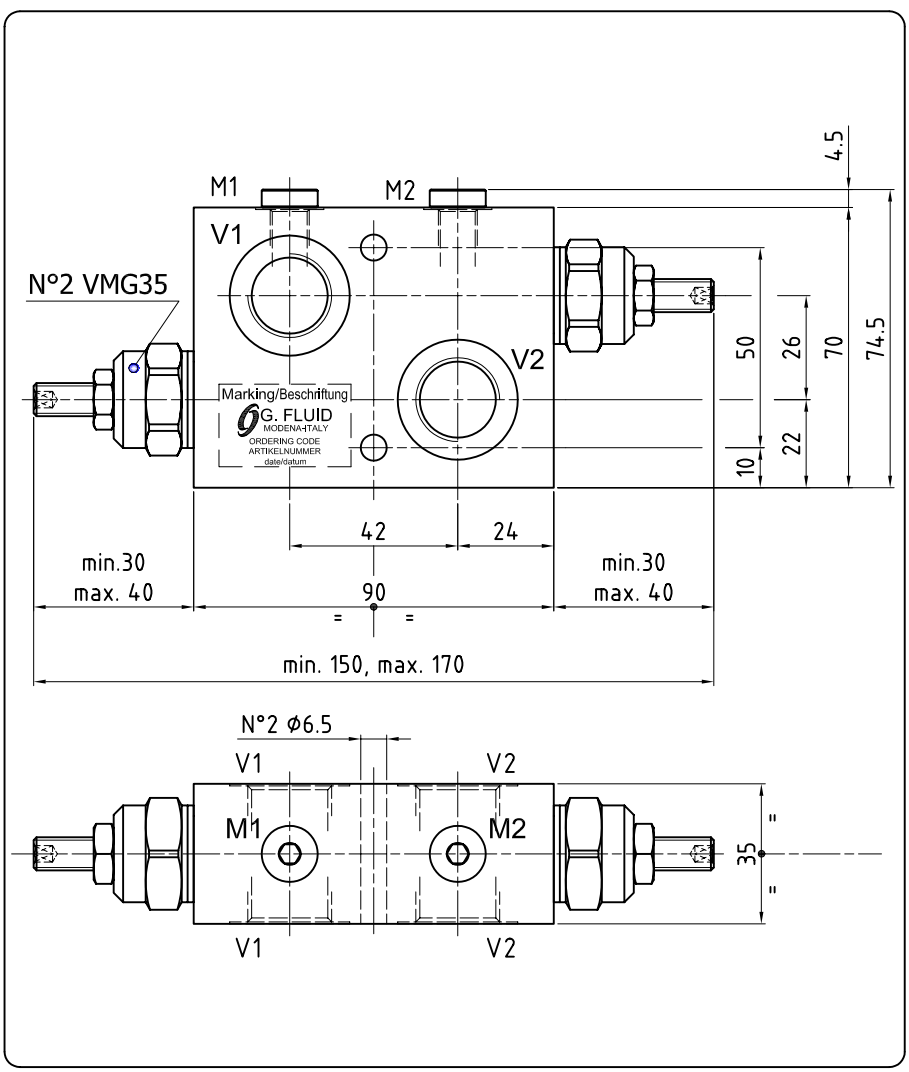


## ORDERING CODE - ARTIKELNUMMER

20525100 _ _ _ _ 00

| | Port size/Gewinde V,1 V2 | M1, M2 |
|---|---|---|
| 2 | G 3/8" | G 1/8" |
| 3 | G 1/2" | |

| | Adj. range Regelbereich | std setting Standardeinst. | Pressure increase MPa/turn Drucksteigerung MPa je Schraubendrehung |
|---|---|---|---|
| 1 | 3-8 MPa | 8 MPa | 1.0 |
| 2 | 5-15 MPa | 15 MPa | 2.4 |
| 3 | 10-20 MPa | 20 MPa | 4.5 |
| 4 | 20-35 MPa | 30 MPa | 7.5 |

| | Adjustment options Einstellung |
|---|---|
| 0 | leakproof socket screw<br>leckölfreie Regulierungsschraube |
| 2 | closure cap/Verschlusskappe |

| | Material Material | Weigth Gewicht |
|---|---|---|
| 0 | Alloy/Aluminium | 0.8 kg |
| 1 | Zincoated Steel/ Verzinkter Stahl | 1.9 kg |